

5 如何从 Endnote™ 单机版向 ResearcherID 添加您的著作列表？

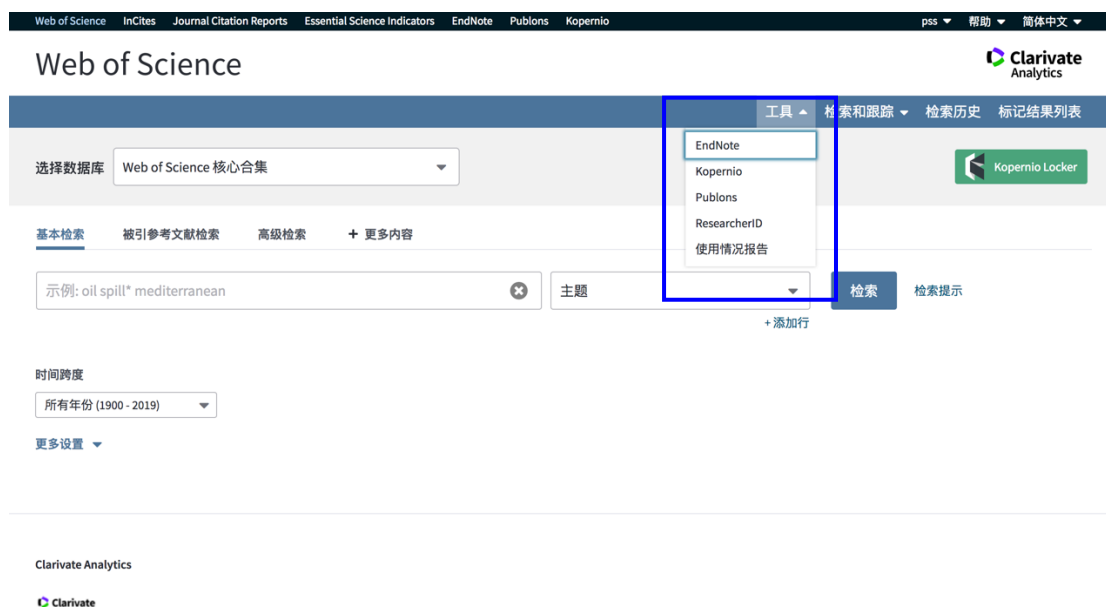
如果您已经创建了自己的 ResearcherID，那么可以通过三种方式导入您的科研文献：通过 WEB OF SCIENCE™ 检索后导入；利用 EndNote™ 网络版导入；通过 EndNote™ 、RefMan 或其他参考文献管理软件导入。这里将具体描述如何从 EndNote™ 单机版向 ResearcherID 添加著作列表的方法。

1. 登录您的 ResearcherID


如果您之前已经注册了 ResearcherID 账号，那么可以通过 WEB OF SCIENCE™ 平台或者直接访问 ResearcherID 网站登录。注册 ResearcherID 账号的方法可参考“如何创建自己的 ResearcherID，让更多的同行关注您的科研成果”。

(1) 通过 WEB OF SCIENCE™ 平台登录

注册成功后，每次访问 WEB OF SCIENCE™ 平台时，如下图，点击页面顶端导航栏“我的工具”中的“ResearcherID”，输入邮箱和密码即可进入。



(2) 或直接登录 ResearcherID 网站 www.researcherid.com，点击左侧“Login”。



Please be advised that the citation map feature has been removed from In the meantime,

Login

Enter your Researcher ID or your Email address.

Email address:

- or -

Researcher ID:

Password:

[Forgot Password](#)
[Problems logging in?](#)

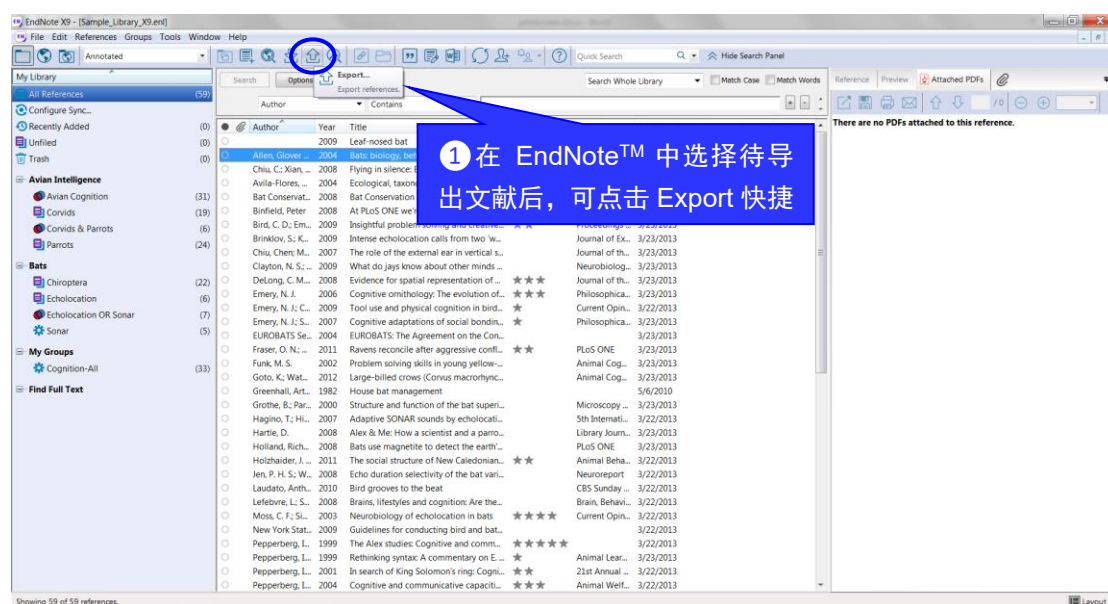
After info Not (all Mor

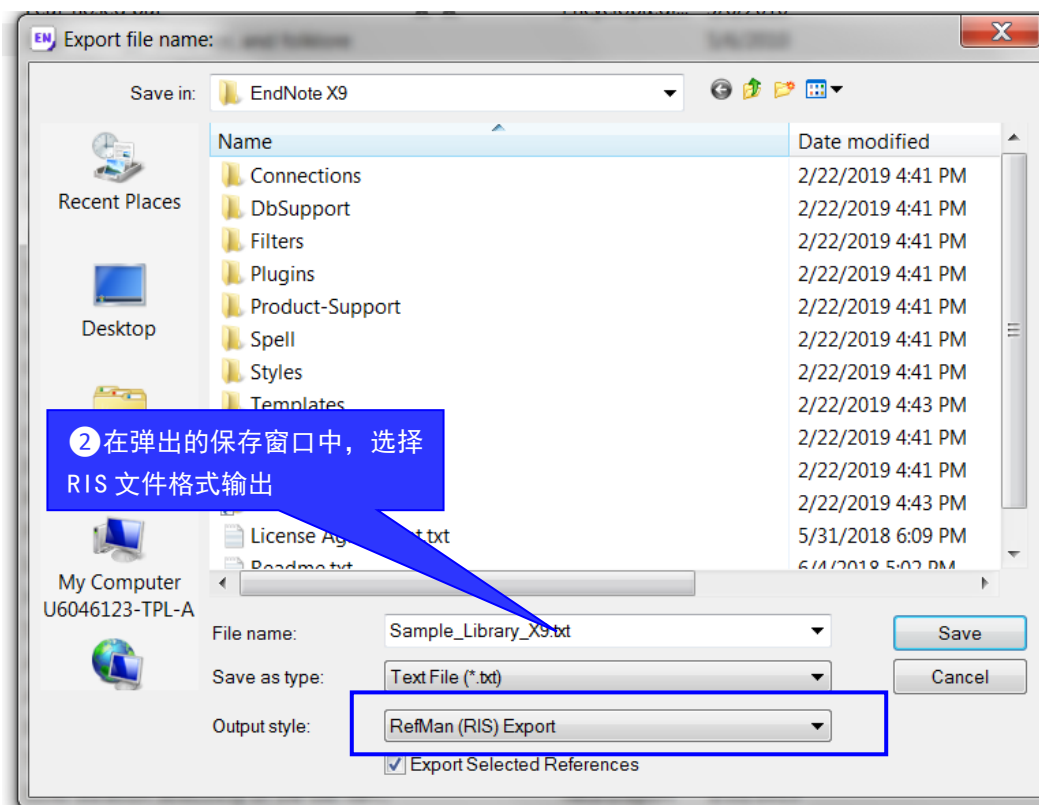
New to ResearcherID?

2. 如何从 EndNote™ 单机版将文献导入 ResearcherID 中

首先从 EndNote™ 中选择并保存待导入的文献，然后回到 ResearcherID 中选择上传 RIS 文件。

- 1 在 EndNote™ 单机版中选择待导出文献后，可点击 Export 快捷键；
- 2 在弹出的保存窗口中，选择 RIS 文件格式输出；

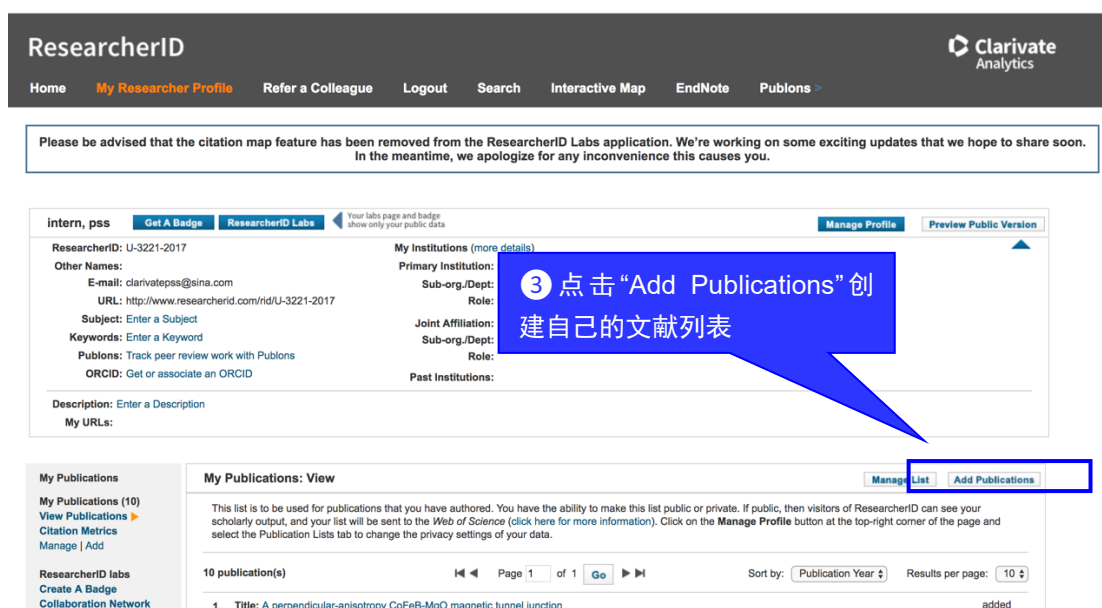




3 登录 ResearcherID 后，点击“Add Publications”创建自己的文献列表；

4 可以看到，共有三种途径可以导入文献：通过检索 WEB OF SCIENCE™ 导入；利用 EndNote™ 网络版导入文献；通过 EndNote™、RefMan 或其他参考文献管理软件导入。如果想通过 EndNote™ 单机版导入文献，可点击“Upload RIS File”。请注意：导入的 RIS 文件应该小于 1MB；

5 点击“浏览”添加保存在电脑中的 RIS 文件，然后点击“Upload File”即可。



Add to: My Publications [Return to My Researcher Profile](#) My Publications: 10

To add publications to your Publication List, select one of the options below by clicking a link.

Note: Depending on your permission to access *Web of Science™* and *Web of Science™ Core Collection*, you will have one or more of the following options:

Option 1:

Web of Science

Search Web of Science
Use this option to search *Web of Science*. Depending on your subscription, this can include articles, books, patents, and more.

Search Web of Science Core Collection
Use this option to search *Web of Science Core Collection*. Depending on your subscription, this includes the world's leading scholarly literature in the sciences, social sciences, arts, and humanities and proceedings of international conferences, symposia, seminars, colloquia, workshops, and conventions.

Search Web of Science Core Collection Distinct Author Sets
Use this option to search *Web of Science Core Collection* for sets of articles written by the same person.

Option 2:

EndNote

Go to EndNote
Use your EndNote account to add articles and manage your ResearcherID publication lists.

Already use EndNote? You can transfer your ResearcherID publication lists between the desktop and web effortlessly. Learn about the additional features available in EndNote to accelerate your research including find full text automatically and access to over 3,700 publishing styles.

Search Online Resources using EndNote
With EndNote, you can collect references from online resources including PubMed and more.

- Help/Tutorials
- Learn more at EndNote.com

Option 3:

Upload RIS file

Upload an RIS file (from EndNote, RefMan or other reference software)
You can upload an RIS formatted text file. The RIS file format is a tagged format for expressing bibliographic citations.

4 点击“Upload RIS File”

Add to: My Publications [Return to My Researcher Profile](#) [Return to Add Menu](#) My Publications: 10

[Search Web of Science for Articles](#) | [Search Web of Science Core Collection for Articles](#) | [Search Web of Science Core Collection for Distinct Author Sets](#) | [Upload an RIS file \(from EndNote, RefMan, or other reference software\)](#) | [Go to EndNote](#) | [Search Online Resources using EndNote](#)

Upload an .RIS file

You can upload an RIS-formatted file, which can be exported from EndNote, RefMan, or other reference software.

Choose your RIS file:

5 点击“浏览”添加保存在电脑中的 RIS 文件，然后点击“Upload File”即可

3. 结论

Endnote™ 与 ResearcherID 的完美结合，使您的个人图书馆和学术交流平台无缝链接，让您的科研交流工作更轻松容易。